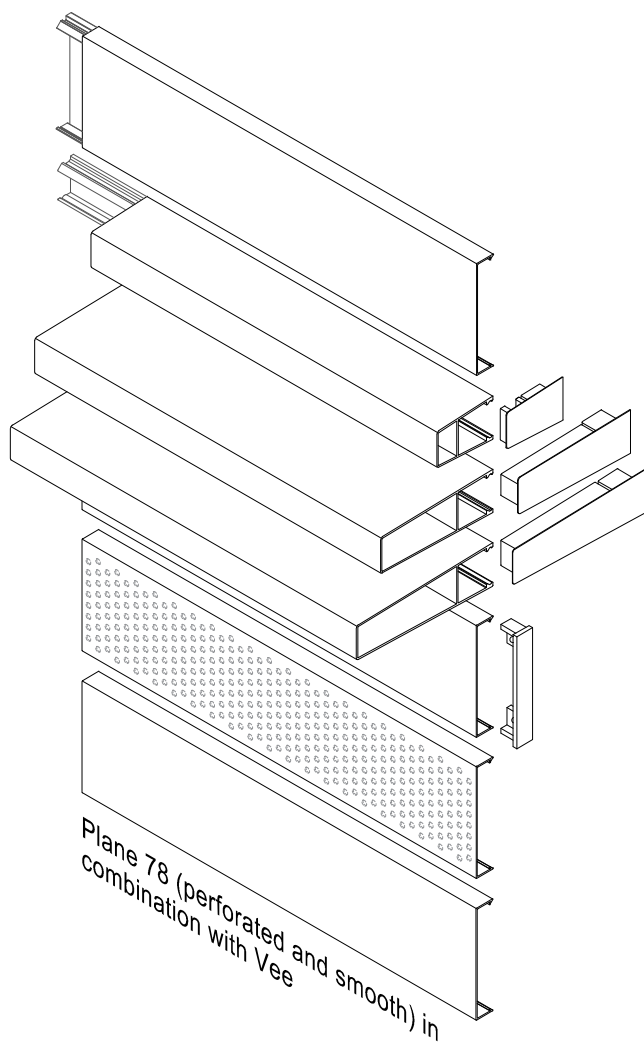
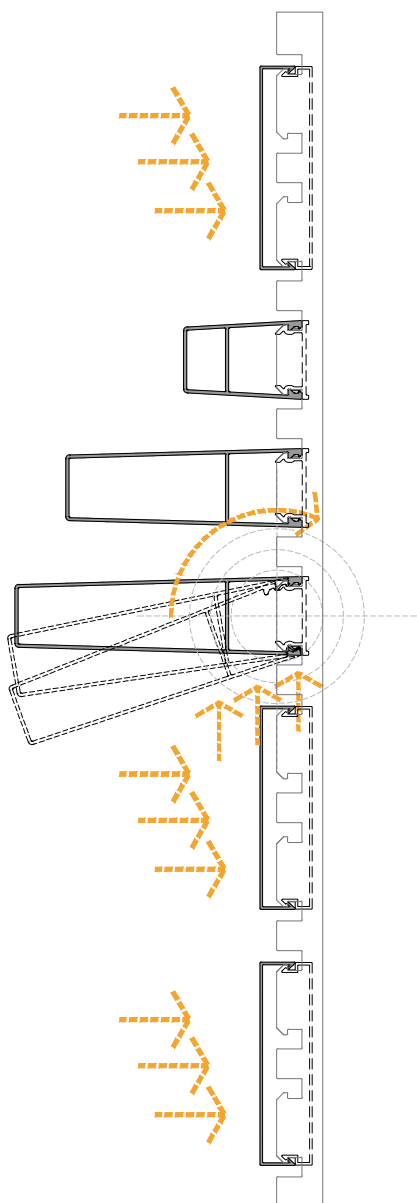


FREE WALL

SNAP-ON SYSTEM, COMBINATION OF PLANE 78 WITH VEE

Page 01-07



Technical department fácilfaçades®
Specification workshop

Project:
Location:
Authorization:

Revision:
Revision:

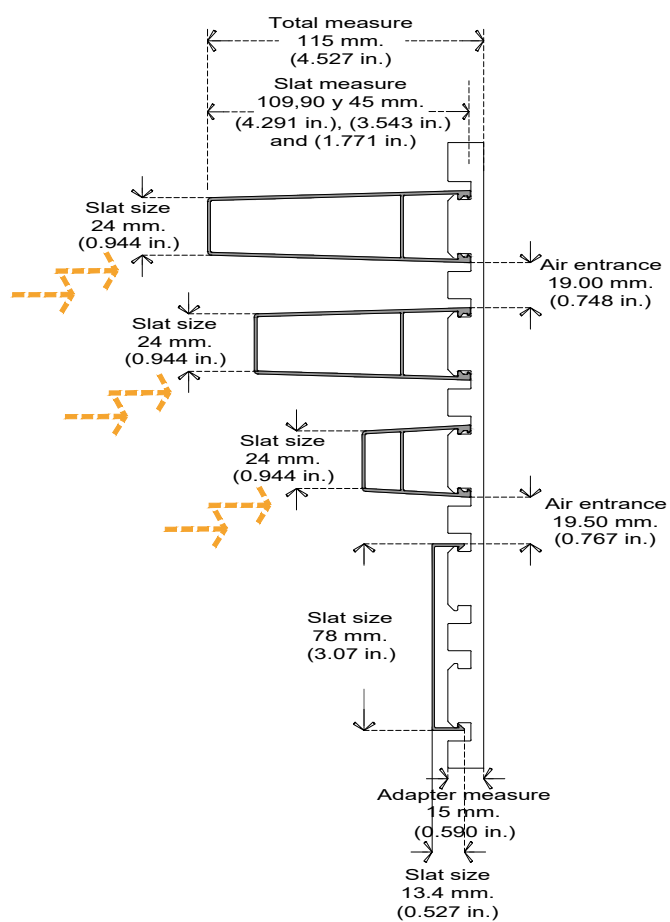
Date: September 2020
Dimensions: mm. (in.)



FREE WALL

DETAIL PLANE 78 IN COMBINATION WITH VEE

Page 02-07



Technical department fácilfaçades®

Specification workshop

Project:

Location:

Authorization:

Revision:

Revision:

Date: September 2020

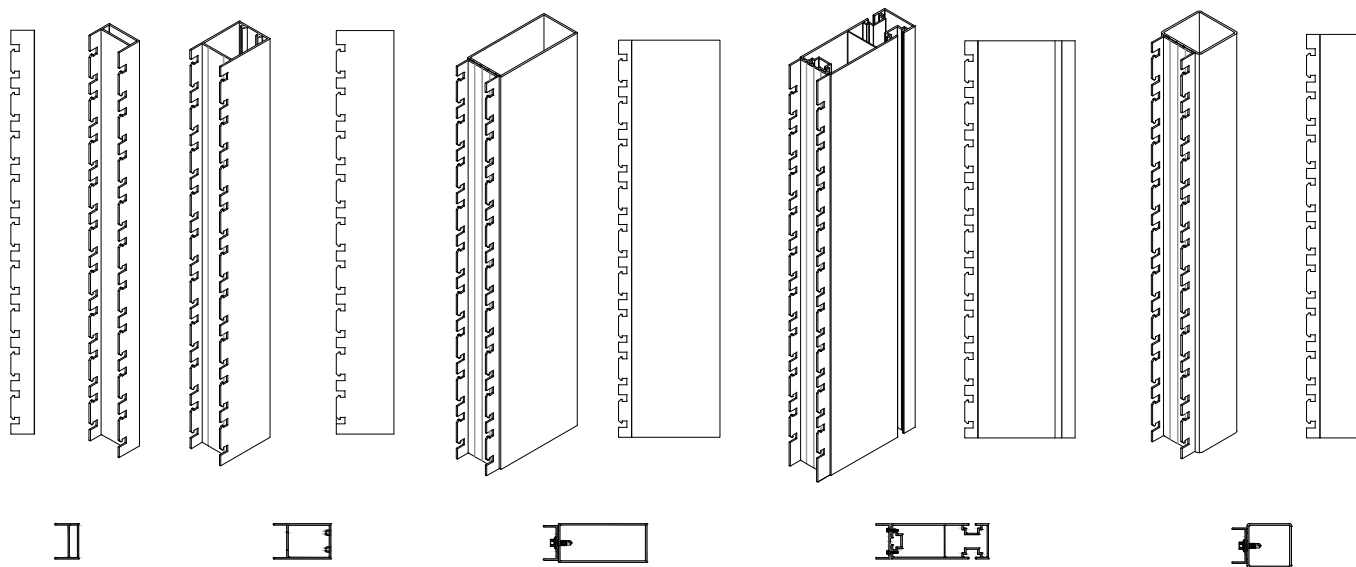
Dimensions: mm. (in.)



FREE WALL

SELECTION OF SUPPORTS ACCORDING TO THE SEPARATION BETWEEN ANCHORS
PLANE 78 IN COMBINATION WITH VEE

Page 03-07

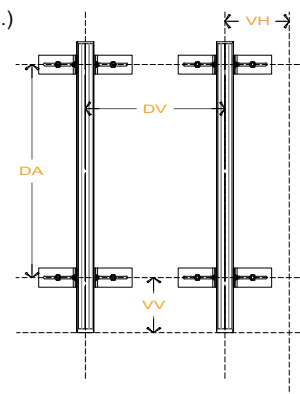
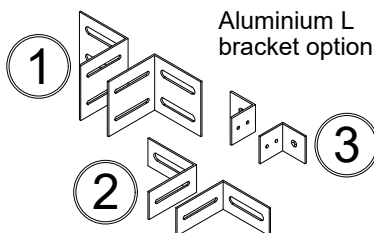


Option **(A)** Die cut V1 Option **(B)** Die cut V1 Option **(C)** Die cut V1 Option **(D)** Die cut V1 Option **(E)** Die cut V1

Distances for installation of structural supports

Nm	Structural support options	Maximum distance (DA)	Maximum distance (DV)
A	Basic RM profile, wall covering	1300 mm. (51.18 in.)	1000 mm. (39.37 in.)
B	(T) support with die cut area 65X40 (2.55x1.57 in.)	2200 mm. (86.61 in.)	1000 mm.
C	Basic support with adapter profile 100X44 (3.93x1.73 in.)	3300 mm. (129.92 in.)	1000 mm.
D	Basic facade support with adapter profile 110X40 (4.33x1.57 in.)	4000 mm. (157.48 in.)	1000 mm.
E	Adapter profile anchored to construction site	>3300 mm. (129.92 in.)	1000 mm.
1	Aluminium L bracket 4 x 4 x 1/4"		
2	Aluminium L bracket 2 X 4 x 1/4"		
3	Aluminium L bracket 2 X 2 x 1/4"		

Nm Structural support options
 DA Maximum distance between anchors of brackets
 DV Maximum distance between structural supports
 VV Maximum vertical cantilever (support) 500 mm. (19.65 in.)
 VH Maximum horizontal cantilever (slat) 200 mm. (7.87 in.)



Technical department fácilfaçades®
 Specification workshop

Revision:
 Revision:

Project:
 Location:
 Authorization:

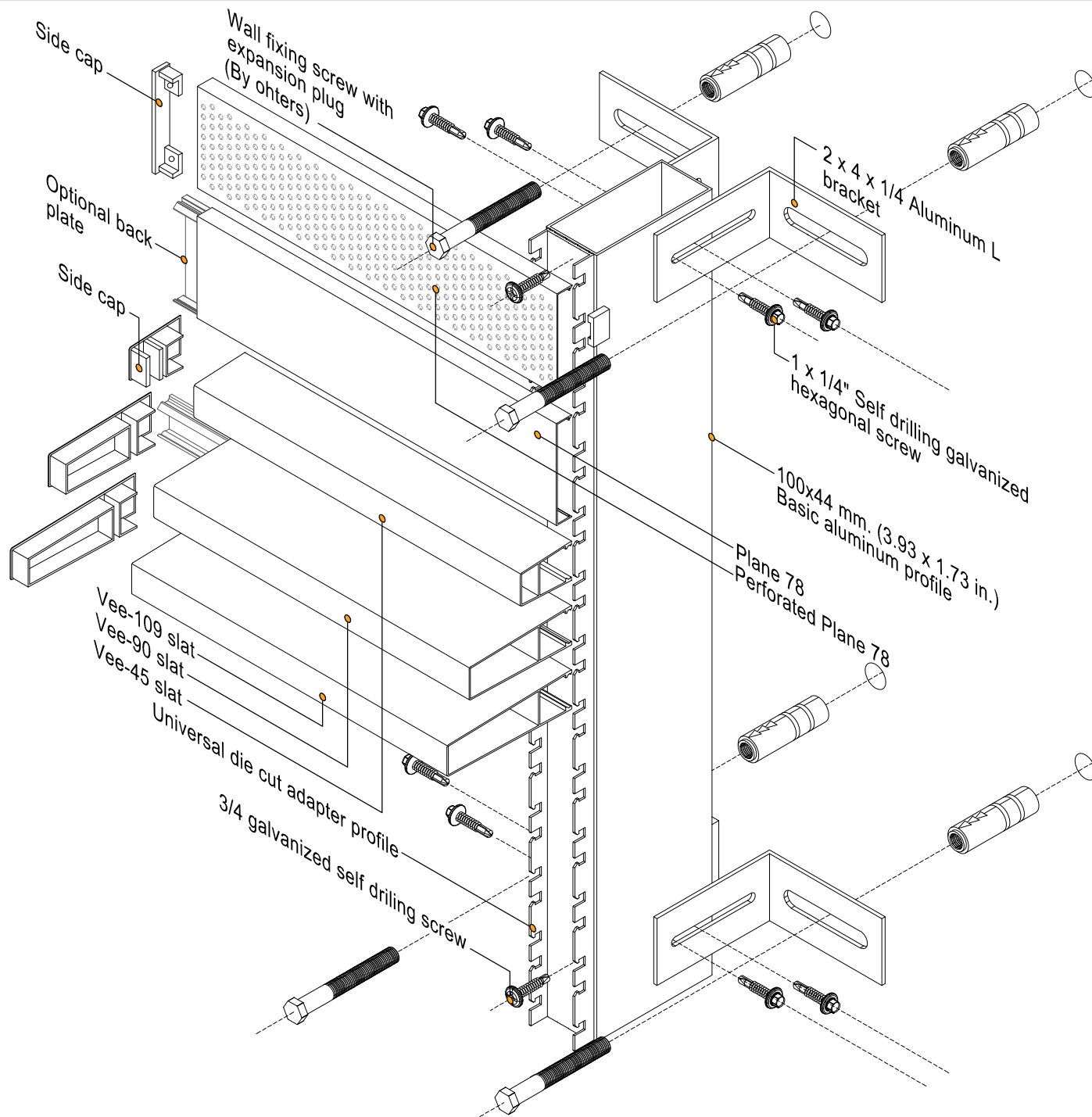
Date: September 2020
 Dimensions: mm. (in.)



FREE WALL

ANCHORING TO SLABS WITH STRUCTURAL SUPPORT 100 X 44 mm. (3.93X1.73 in.)
PLANE 78 (PERFORATED AND SMOOTH) IN COMBINATION WITH VEE

Page 04-07



Technical department fácilfaçades®
Specification workshop

Revision:
Revision:

Project:
Location:
Authorization:

Date: September 2020
Dimensions: mm. (in.)

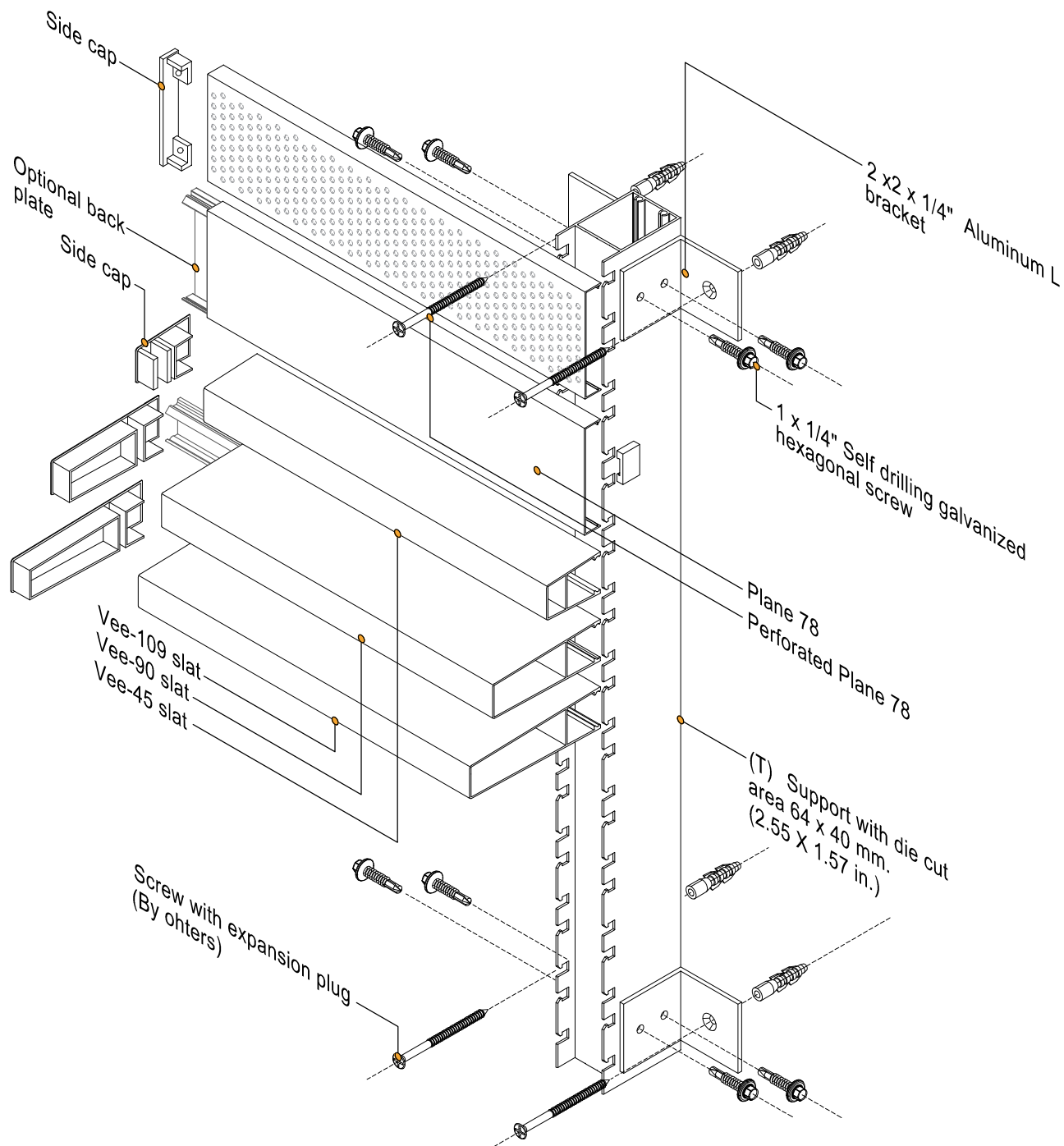


FREE WALL

ANCHORAGE TO SUB STRUCTURE WITH STRUCTURAL SUPPORT

Page 05-07

(T) 65 X 40 mm. (2.55 X 1.57 in.) PLANE 78 (PERFORATED AND SMOOTH) IN COMBINATION WITH VEE



Technical department fácilfaçades®
Specification workshop

Revision:
Revision:

Project:
Location:
Authorization:

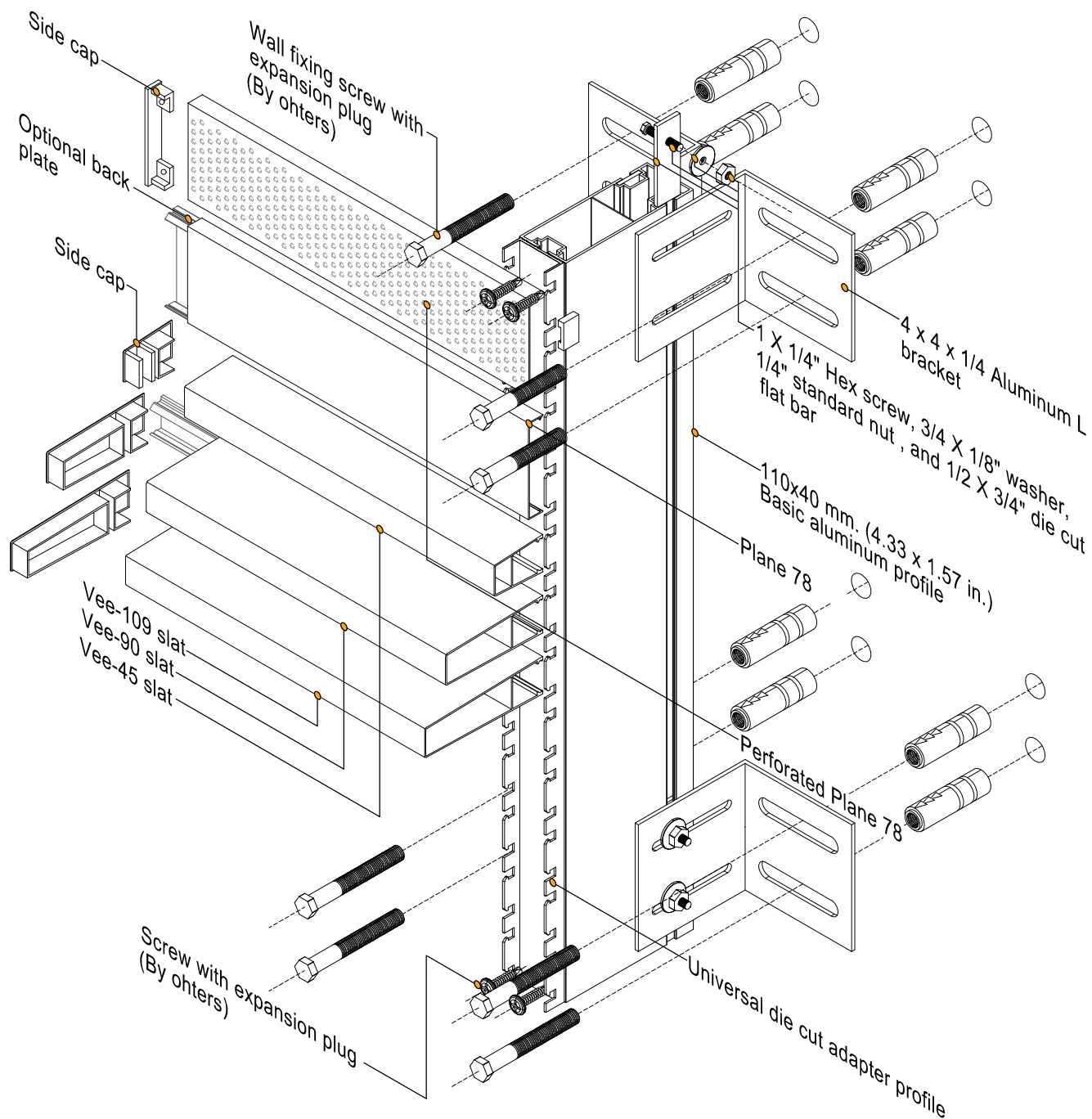
Date: September 2020
Dimensions: mm. (in.)



FREE WALL

ACHORING TO SLABS WITH STRUCTURAL SUPPORT 110 X 40 mm. (4.33X1.57 in.)
PLANE 78 (PERFORATED AND SMOOTH) IN COMBINATION WITH VEE

Page 06-07



Technical department fácilfaçades®
Specification workshop

Revision:
Revision:

Project:
Location:
Authorization:

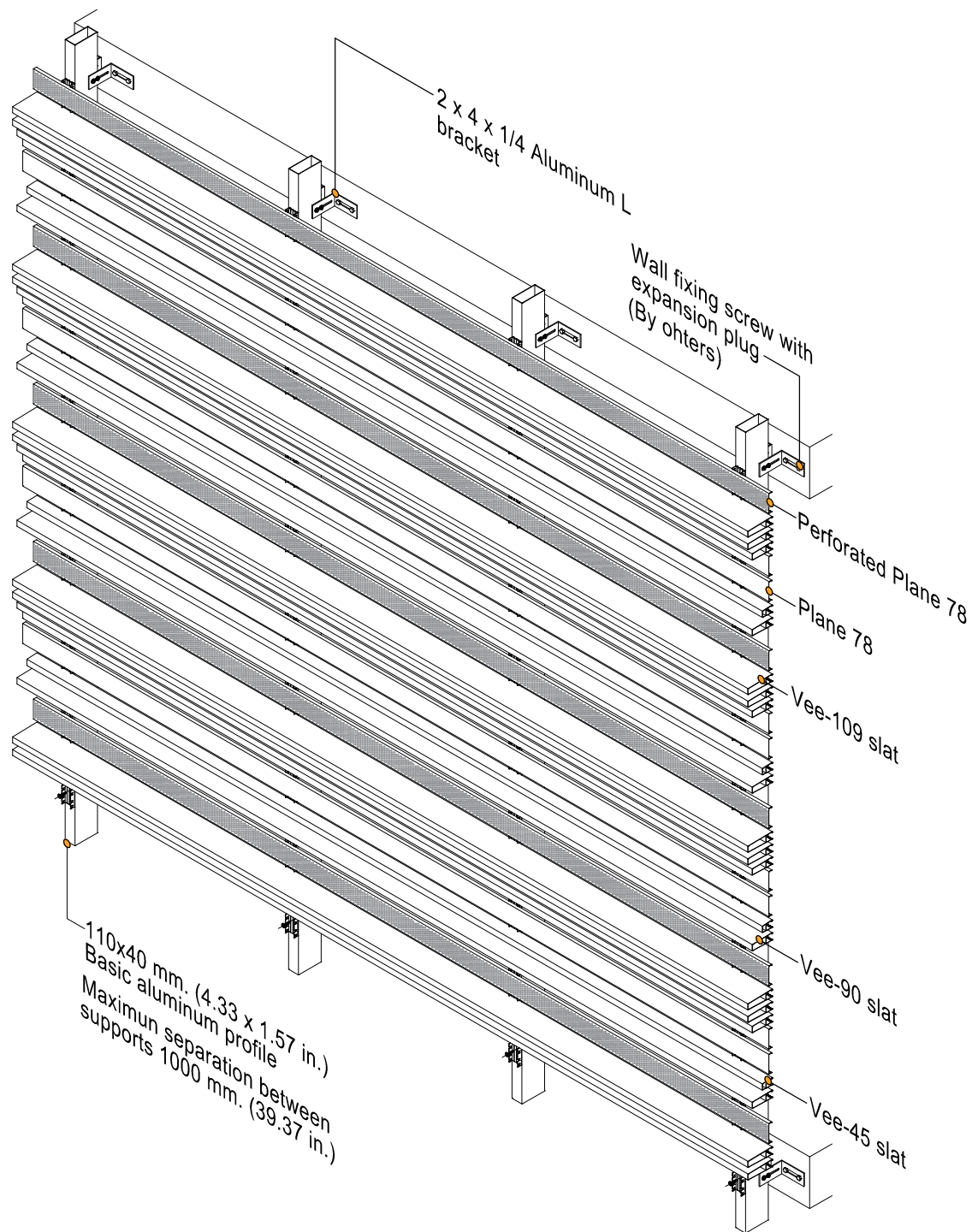
Date: September 2020
Dimensions: mm. (in.)



FREE WALL

VENTILATED FACADE PROPOSAL, PLANE 78 (PERFORATED AND SMOOTH)
IN COMBINATION WITH VEE

Page 07-07



Technical department fácilfaçades®
Specification workshop

Project:
Location:
Authorization:

Revision:
Revision:

Date: September 2020
Dimensions: mm. (in.)

fácil
façades